

# FASHION DESIGNING COURSE



SevenMentor  
PVT LTD

# First Year Fashion Designing Course

## 1. Introduction to Textile (Theory)

- What is Fabric
- Fabric Knowledge
- What fabric is made up of
- Practical Experience of Fabric
- Types of Fabric
- Fiber, Weaves, Yarn, Spinning
- Fiber Property
- Colour Theory
- Tie and dye
- Printing
- Types of Printing
- What is texture



## 2. Textile (Practical)

- Texture on Fabric
- Texture Printing
- Types of Texture
- Printing
- Block Printing
- Roller Printing
- Stencil Painting
- Fabric Painting through Designing
- Tie and Dye on Basic Fabric



### 3. Elements and Principle of Designing (Theory)

What is Designing


- Why It is Important
- How to Design
- Design Implementation
- Design Execution Plan
- According to Client Budget
- According to Client Occasion
- According to Client Physic/Body Shape
- According to Client Demands
- Colour According to Complexion
- Fabric Manipulation Technique



### 4. World of Embroidery

Introduction to Embroidery

- Understanding Fabric for Suitable Embroidery
- 40 Embroidery Stitches
- Types of Embroidery
- Patch Work
- Applique Work
- Mirror Work
- Kutch Work
- Kantha Work



## 5. Fashion Illustration (Theory)

### Introduction to Fashion Model Drawing

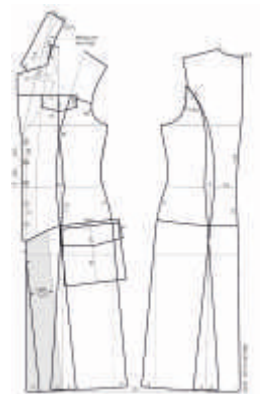
- Into Two types of Fashion Figure
- Types of poses of Model
- How to Pose according to Outfit



## 6. Fashion Illustration (Practicals)

### Basic Sketching Technique

- Fashion course of different Poses of Female
- Fashion course of different Poses of Male
- Fashion course of different Poses of Kids
- Rendering of Colour
- How to do Colour Rendering of Folds
- How to do Colour Rendering of layer
- How to do Colour Rendering of Border
- How to do Colour Rendering of Sequence
- Final Illustration of one Western Outfit
- Final Illustration of one Indian Outfit
- Final Illustration of Male and Female Both



## 7. Drafting and Pattern Making (Theory)

How to take body Measurement

How to Put Fabric for Cutting



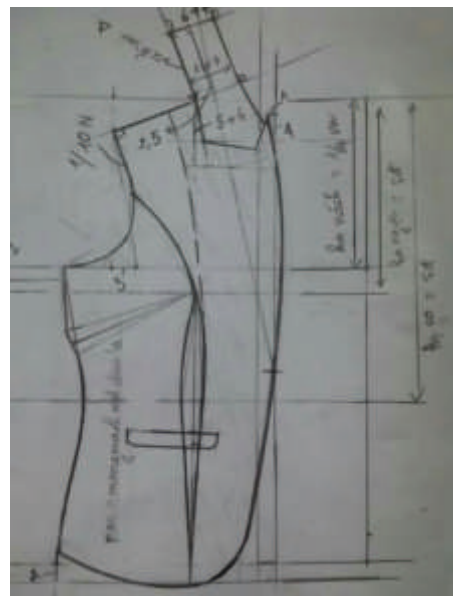
## How to Make the Measurement Cut according to Grainline

### 8. Drafting and pattern Making (Practical)

#### 3 Months Course Basic

#### Topics Covered

1. Body Measurements
2. Three Blouse Pattern
  - 4 tuxes with belt
  - Princess without belt
  - Princess with belt
3. Three Kurta Pattern
  - Straight Kurta
  - A line Kurta
  - Tail Kurta
4. Three types of sleeves
  - Simple Sleeve
  - Puff Sleeve
  - Flared Sleeve
5. Three types of Necklines with Piping Application
  - Round/Scoop/with piping
  - Boat Neck line
  - Potli Neck Line



## 6. Two types of Skirts

- A line Skirt Full Elastic
- Full Flared Skirt with Pocket Application
- With Front belt Back Elastic and Side Zip

## 7. Three types of Bottoms

- Simple Salwar
- Patiyala Salwar
- Simple Plazo full Elastic

## 8. Full Flared Gown with detachable cancan Skirt

### 3 Months Course (Advance)

#### Topics Covered

##### 1. One Designer Gown

##### 2. Three types of Kurtis

- Angrakha Kurti
- Shirt Kurti
- Cape Kurti

##### 3. Three types of Bottoms

- Straight Pants
- Circular Plazo





- Dhoti
- Semi Salwar
- Patiyala Salwar

#### 4. Blouses

- 5 Piece Blouse
- 3 Piece Blouse
- Western Shirt
- Halter Top
- Off Shoulder Top



#### 5. Five Designer Sleeves

- Ruffled Sleeves
- Bishop Sleeves
- Petal Sleeves
- Balloon Sleeves
- Batwing Sleeves



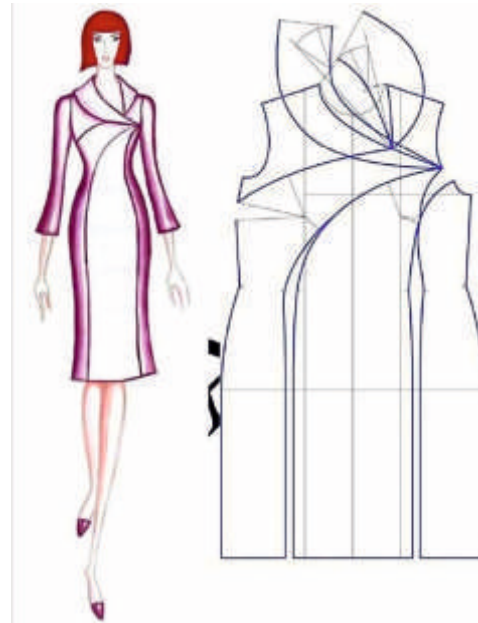
#### 6. Three types of Skirt

- Knife Pleated Skirt
- Box Pleated Skirt
- Layered Skirt



## 7. Five types of Collars

- Stand Collar
- Shirt Collar
- Shawl Collar
- Peter Pan Collar
- Bertha Collar



## 8. One Designer Lehenga

- Blouse
- Lehenga
- Dupatta
- Tussles
- Belt
- Potli Pouch

## 9. Construction of Fabric

- How to Prepare Mactive
- Basic Stitches
- 3 Months Basic + 3 Months Advance





## 10. Computer Application

- Corel Draw
- Into with Key Concept
- Motif Designing
- Implementation on Motif and Design the Entire Garment

## 11. Boutique Management

- Concept of Boutique
- Why Boutique need to be setup
- Staff Management
- Dent Consultation
- Book the Client
- Deliver the Outfit



# Second Year Fashion Designing Course

## 12. Textile (Theory)



- Detailing of fiber Component and yarn
- Fabric Characteristic
- Fiber Properties
- Natural and Manmade Fiber
- Types Of Spinning
- Weaves
- Practical experience through Market Survey



## 13. Textile Practicals



- Work on Denim
- How to die Denim
- How to Rip the Denim



## 15. Styling

- Introduction to Styling
- Job of Stylist
- How Stylist Works
- How to get Selected as a Stylist

## 16. Fashion Sketch (Practical) and Fashion Illustration



- Fashion Sketch of 1 2 Pose of Male
- Fashion Sketch of 3 4 Pose of Male
- Fashion Sketch of 1 2 of Female
- Fashion Sketch of 3 4 of Female





## 14. Designing



- Detailing of Designing
- Design for Particular Indian Culture
- Designing of sleeves
- Designing of Collars
- Designing of Pockets
- Designing of Jackets
- Designing of trousers
- Designing of Tops
- Designing of Skirts

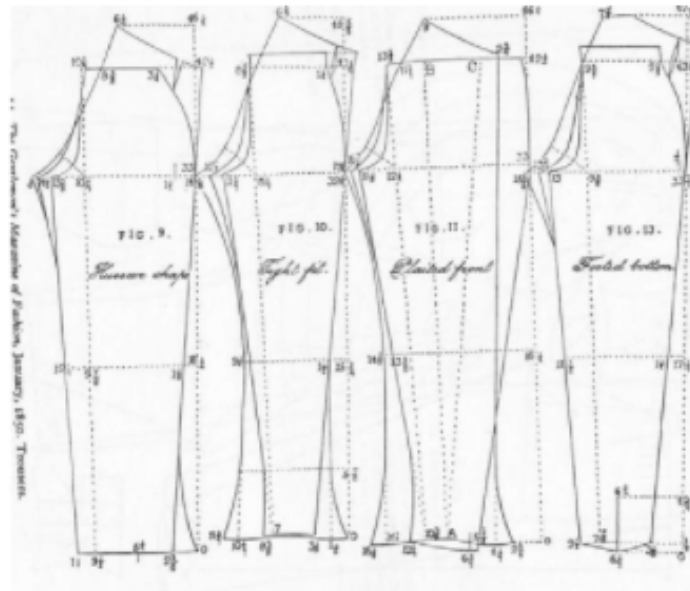


- Fashion illustration of one Lehenga
- Fashion illustration of one Gown
- Fashion illustration of one Jacket
- Fashion illustration of one Trouser
- Fashion illustration of one Bag
- Fashion illustration of a Pair Shoe



## 18. Drafting/ Pattern Making

- Two Kids Wear
  - ✓ Baby Jhabla
  - ✓ waist line work
  - ✓ Dungaree
- Men's Wear
  - ✓ Shirt
  - ✓ Trouser
  - ✓ Kurta





## 17. Draping Theory



- Introduction to Draping
- Types of Draping
- Introduction to cowls
- How to Design and Cowls
- 10 Different types of Draping (Practical)



## 19. Stitching of Fabric Construction

- Kids Wear
  - ✓ Stitching of Baby Jhabla
  - ✓ Stitching of waist line work
  - ✓ Dungaree
- Men's Wear
  - ✓ Stitching of Shirt
  - ✓ Stitching of Trouser
  - ✓ Stitching of Kurta



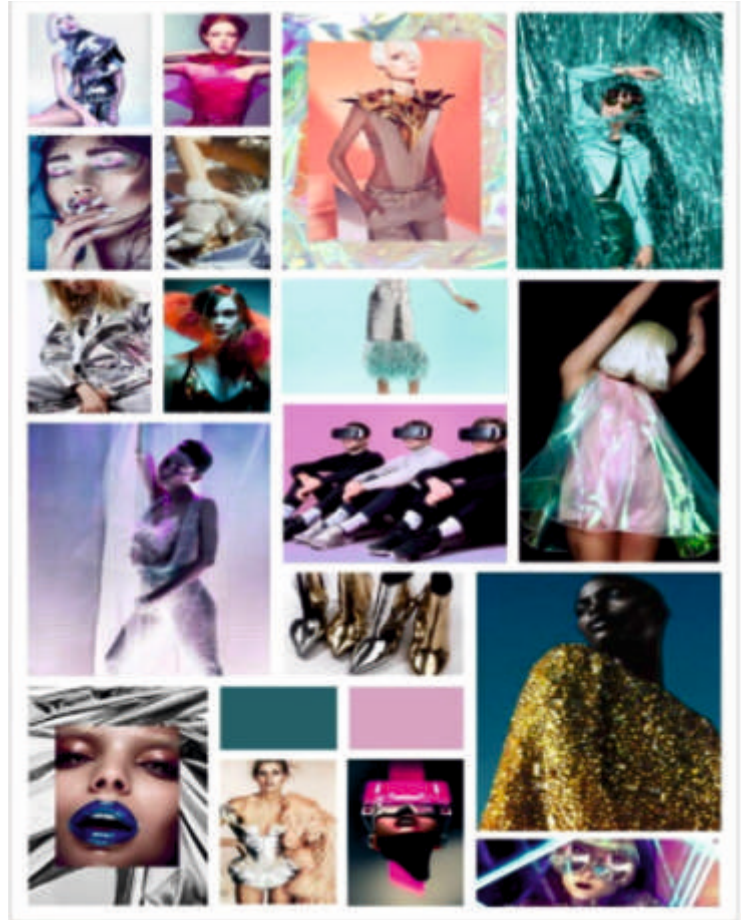
## 20. Computers

- Adobe Photoshop



## 21. Portfolio

- Introduction to Portfolio
- How to work on Portfolio
- Theme Work
- Mood Board
- Knowledge about Fashion Photography
- Knowledge about Makeup
- Knowledge about Hair
- Knowledge about Background
- Knowledge about Industry Work



## 22. Final Presentation



## 3 Months Kids Wear Course

### 23. Zabla

- Summer Wear
- Winter Wear



### 24. Waist Line Frocks

- Summer Wear
- Winter Wear
- High Neck Frock
- V- Neck Frock
- Paneled Frock
- Flayered Frock
- Basic Waist Line Frock



### 25. Shorts/Pants

- Cotton Shorts
- Denim Shorts
- Dungaree Shorts/ striped Dungaree
- Jumpsuit Shorts
- Capri Pant



26. Full Jumpsuit

27. Party wear Gown

28. Skirts/Choli

29. V-Neck Top

30. Halter Top

31. Jacket

32. Baby Boy Kurta-Pajama





# 3 Months Specialization Course

## Blouses & tops

1. Simple Blouse/top
2. 4 Tucks Blouse
3. Princess Panel Blouse Without Belt
4. Princess Panel Blouse with Belt
5. 3 Piece Blouse
6. 5 Piece Blouse
7. Halter Neck Top
8. Shirt Collar Top
9. Off Shoulder Top/blouse
10. One-Off Shoulder Top
11. Boat Neck Blouse
12. High Neck Top
13. Collared Neck Blouse
14. Back Knot Blouse
15. Asymmetrical Blouse
16. Angrakha Style Blouse
17. Belt Blouse
18. Peplum Blouse
19. Jewel Neck Blouse
20. Spaghetti Blouse





# Bottom Pants

1. Simple Salwar
2. Patiala Salwar
3. Wrinkle Salwar
4. Dhoti Pant
5. Harem Pant
6. Baggy Pant
7. Straight Palazzo Pant
8. Flared Palazzo
9. Circular/Skirt Palazzo
10. Sharara Pant
11. A-Line Skirt
12. Straight Slit Skirt
13. Box Skirt/ Mini Skirt
14. Knife Pleated Skirt
15. Box Pleated Skirt
16. Gathered Skirt
17. High-Low Skirt
18. Yoke Skirt
19. Circular Skirt
20. Flared Skirt



# Hair Styling Course

## Topics Covered

### 33. Blow Dry

1. Sectioning
2. Blow Dry
3. Crimping
4. Tong
5. Three types of Curls
  - a) Out Curl
  - b) Invert Curl
  - c) Beach Curl
6. Bun Preparation
7. Puff Preparation
8. Bun and Puff with any Hairy Stuff



### 34. Advance

1. Pulling
2. Spreading
3. How to make Roses



# 3 Months Specialization Course

## Female Kurti

1. Simple Straight Kurti

2. A-Line Kurti

3. Anarkali Kurti

4. Tail Kurti

5. Flared Kurti

6. Angrakha Kurti

7. Indo Western Kurti

8. Colour Block Kurti

9. Floor Length Kurti

10. Shirt Kurti

11. Kaftan Kurti

12. Cape Kurti

13. Attached Jacket Kurti/ Jacket Style Kurti

14. C- Shaped Kurti

15. Asymmetrical Kurti


16. Princess cut Kurti

17. High-Low Kurti

18. Overlay Kurti

19. Tulip Kurti


20. Cowl Kurti



# Nail Art Course Duration - 30 Days

## 35.Topics Covered

- Shape of Nails
- Nail Anatomy
- Nail Prep/Express Manicure
- Nail Paint Application
- Temporary Nail Extension
- Stickers Art
- Water Decals Art
- Strokes Art
- Dual Strokes Art
- Water Marbelling Art
- Stamping Nail Art
- Stripes art
- Vinyl Art
- Animal Print Art
- Gradient Effect Art
- Themes Art
- French Polish Art
- Colour French Art
- Removal of Nail Art
- Removal of Fake Nails
- Gel Polish Application
- Glitter Effect in Gel Polishes



- Chrome Effect on Gel Polishes
- Removal of Gel Polishes
- Natural Gel Extension
- French Extension Using Cover Pink Gel + White Gel
- French Extension Using French White Tip + Natural Pink Gel
- Glitter Effect in Gel Extension
- Acrylic Extension
- French Extension Using Cover Pink Powder + White Powder
- French Extension Using French White Tip + Natural Pink Powder
- Glitter Effect in Acrylic Extension
- Overlays
- Refills
- Removal
- Making of Salon Services Structure
- Pricing Structure
- How to Convince Customer for Services.

