



BECOME A MASTER IN MEAN STACK

Building Your Digital Dreams,
One Code at a Time



MEAN STACK

Course Mission

SevenMentor Institute leads the way in providing cutting-edge IT Training and Skill Development across India. We have strived to establish an ideal learning atmosphere at all our training centers. We prepare our students to become dependable future professionals. Our institute aspires to promote universal access to learning for students. To achieve our mission of promoting better learning we invite all students to enroll in our MEAN STACK Course.

Join us today to make a fulfilling career in the Development sector.

MEAN STACK STATISTICS:



INDUSTRY INSIGHTS

83%

Websites have some form of
MEAN STACK based
Applications

34%

Year on Year Growth For All
MEAN STACK Jobs

Learn MEAN STACK and Be in Demand Always!

In today's rapidly evolving Tech Industry, being a skilled MEAN STACK Developer is a valuable asset. There is an unprecedented requirement of all rounders and dynamic developers in the website building domain. SevenMentor's comprehensive MEAN STACK Course is designed to equip you with the knowledge and practical skills to handle every aspect of MEAN STACK Developer.


Become an Omnipresent **MEAN STACK DEVELOPER !**



MEAN STACK Developer is like being the architect of the digital world. It's the art of seamlessly connecting the visible, user-facing Front-End with the hidden, behind-the-scenes back-end of web sites and applications. A MEAN STACK Developer possesses a unique set of skills, combining the creative flair of a front-end developer with the problem-solving prowess of a back-end developer. Whether you dream of working with innovative startups, established tech giants, or even launching your own projects, the possibilities are endless.

Start Learning to Start Applying:

Gain practical MEAN STACK experiences through well designed courses, latest tools and excellent teachers.



Experienced Faculty




Flexible Scheduling




Hands-On Learning



Mock Interview Sessions




Real-World Projects



Career Support



Comprehensive Curriculum



Lifetime Access

MongoDB

MongoDB is an agile and scalable NOSQL Database. The name Mongo DB comes from "humongous". It is based on the NoSQL document store model, meaning that data is stored in the database as a form of JSON objects rather than the traditional columns and rows of a relational database. Following are some reasons that MongoDB really fits in the Node.js stack well:

- I. High performance: MongoDB is one of the highest performing databases available. Especially today when more and more people interact with websites, it is important to have a backend that can support heavy traffic.
- II. High Availability: MongoDB's replication model makes it easy to maintain scalability while keeping high performance.
- III. High Scalability: MongoDB's structure makes it easy to scale horizontally by sharing the data across multiple servers.
- IV. NO SQL Injection: MongoDB is susceptible to SQL injection because objects are stored as objects, not using SQL strings.

- Overview
- Advantages
- Environment
- Data Modeling
- Create Database
- Drop Database
- Create Collection
- Drop Collection

- Data Types
- Insert Document
- Query Document
- Update Document
- Delete Document

Express JS

The Express Module acts as the webserver in the Node.js-to-Angular stack. The fact that it is running in Node.js makes it easy to configure, implement, and control. The Express module is an extension of Node.js for handling several web requests. This allows you to implement a running web server in Node.js with only a few lines of code. Features of Express are:

- I. Route management: Express makes it easy to define routes that tie directly to Node.js script functionality on the server.
- II. Error Handling: Express provides built-in error handling for documents not found and other errors.
- III. Easy integration: An Express server can easily be implemented behind an existing reverse proxy system such as Nginx or Varnish. This allows it to be easily integrated into your existing secured system.
- IV. Cookies: Express provides easy cookie management.
- V. Session and cache management: Express also enables session management and cache management.

- Overview
- Environment
- Hello World
- Routing
- HTTP Methods
- URL Building
- Middleware

- Templating
- Static Files
- Form Data
- Database
- Project:
- CRUD operation with MEAN from scratch.

Angular 16 Introduction

- A. Introduction to Type Script
- B. A Conceptual Overview of Angular16
- C. Installing Git and Node
- D. Creating Your First Component Using the Angular CL

Creating and Communicating Between Components

- A. Creating Your First Data-bound Component
- B. Using External Templates
- C. Communicating with Child Components Using @ Input
- D. Communicating with Parent Components Using @Output
- E. Using Template Variables to Interact Child Components
- F. Styling Components
- G. Exploring Angular's CSS Encapsulation

Exploring the New Template Syntax

- A. Interpolation, Property Bindings, and
- B. Expressions
- C. Event Bindings Statements
- D. Repeating Data with ng For
- E. Handling Null Values with the Safe-Navigation Operator
- F. Hiding and Showing Content with ng If
- G. Hiding Content with the [Hidden] Binding
- H. Hiding and Showing Content with ng Switch
- I. Styling Components with ng Class
- J. Styling Components with ng Style

Creating Reusable Service

- A. Introduction
- B. Why We Need Services and Dependency Injection Creating Your First Service

Routing and Navigating Pages

- A. Adding Multiple Pages to Your App
- B. Adding Your First Route
- C. Accessing Route Parameters
- D. Linking to Routes
- E. Navigating from Code
- F. Guards

Dependency Injection

- A. Using Third Party Global Services
- B. The Problem
- C. Angular Dependency Injection Lookup
- D. Using the @Inject Decorator The use Class Provider
- E. Required Inputs-same as like @input decorator

Collecting Data with Forms and Validation

- A. Introduction
- B. Using Models for Type Safety
- C. Creating Your First Template-based Form
- D. Using the Data from Your Template-based Form Validating
- E. Template-based Form Validating Reactive Forms

View Child

- A. Types of view child()

Communicating with the Server Using HTTP, Observables, and Rx

- A. Moving Data Storage to Server
- B. Listening to Resolved Data Changes
- C. Using Query string Parameters
- D. Integrating Authentication with the Server-using NodeJS
- E. Saving User Data to the Server

Pipes

- A. Using Built-in Pipes
- B. Creating a Custom Pipe
- C. Sorting and Filtering Overview
- D. Creating a Filtering Display Filtering Data

Deployment Projects Micro Front-end Architecture-Using NodeJS Introduction part

Node Js

A. Node.js is a development framework based on Google's V8 JavaScript engine. Node.js code is written in JavaScript and then compiled into machine code by V8 to be executed. Nice thing about Node.js is that it is all just JavaScript, so you can easily take functionality from a client-side script and place it in a server-side script. Following are the reasons why Node.js is a great framework to start from:

- I. JavaScript end-to-end: One of the biggest advantages to Node.js is that it allows to write both server-side and client-side scripts in JavaScript.
- II. Event-driven scalability: Node.js applies a different logic to handling web requests. Rather than having multiple threads waiting to process web requests, they are processed on the same thread using a basic event model.
- III. Extensibility: Node.js has a great following and an active development community.
- IV. Time: Node.js is super easy to set up and develop in. In only a few minutes, you can install Node.js and have a working web server.

- Introduction
- Environment Setup
- First Application
- REPL Terminal
- Package Manager (NPM)
- Call backs Concept
- Event Loop
- Event Emitter
- Buffers

- Streams
- File System
- Global Objects
- Utility Modules
- Web Module
- Express Framework

Your Success Is Our Priority:

Every student at **SevenMentor** gets personalized guidance, Mentorship, and ample opportunities to address individual questions and concerns. All our sessions are designed to be engaging, interactive, and tailored to your learning pace, ensuring you grasp each concept with clarity.



Dharmaraj Pawale

Sr. Technical Trainer
(SevenMentor & Training Pvt. Ltd.)

Dharmaraj has expertise in retail as well as corporate training in Java Full Stack, MEAN Stack, MERN Stack, Hadoop-Big Data, Spark. He has extensive 19+ years experience in both Software Training and Development. He has trained more than 10000+ students and corporate professionals in India as well as overseas. He is also Salesforce Certified Administrator. His area of expertise lies in both Frontend as well as Backend Technologies. Frontend technologies include HTML5, CSS3, Bootstrap, JavaScript, React & Redux, Angular and Backend Technologies include Java, Servlet & JSP, RESTful Web Service, Hibernate JPA, Spring, Spring Boot, MicroService, Node JS, Express JS, RDBMS Databases such as MySQL, Oracle SQL, PL/SQL, NoSQL Databases such as MongoDB.



Sonal Vanarse

(Web Full Stack Trainer)

Professional Software developer trainer with over 9 years of industry experience in Full stack technologies (MERN, MEAN, UI/UX). Have strong zeal of staying up to date with the latest technology trends across the industries. Her unique teaching pedagogy helps the student to learn the best practices being followed in software industries. Trained more than 3000 students and contributed into their career success.



Sarika Kore

Web Full Stack & Web Development Trainer
(SevenMentor & Training Pvt. Ltd.)

She has total 15 years of experience. She is currently working as a Technical Trainer. She did MCA and she has trained more than 3000 students for various courses. She has also worked in Net Protector Anti Virus Company for 2 years.

THINGS THAT SET US APART FROM THE REST:

SevenMentor prepares you well so that you can embark on a rewarding career in MEAN STACK DEVELOPER through our training.



Hands-On Projects: Gain practical experience by working on real-world projects, building a robust portfolio that will impress potential employers.



Flexibility: Our flexible schedule options allow you to learn at your own pace, making it perfect for both beginners and experienced developers looking to upskill.





Career Support: We're dedicated to your success! Benefit from career guidance, resume building, interview prep, and job placement.



Community: Join a vibrant community of like-minded learners, where you can collaborate, share ideas, and network with peers.

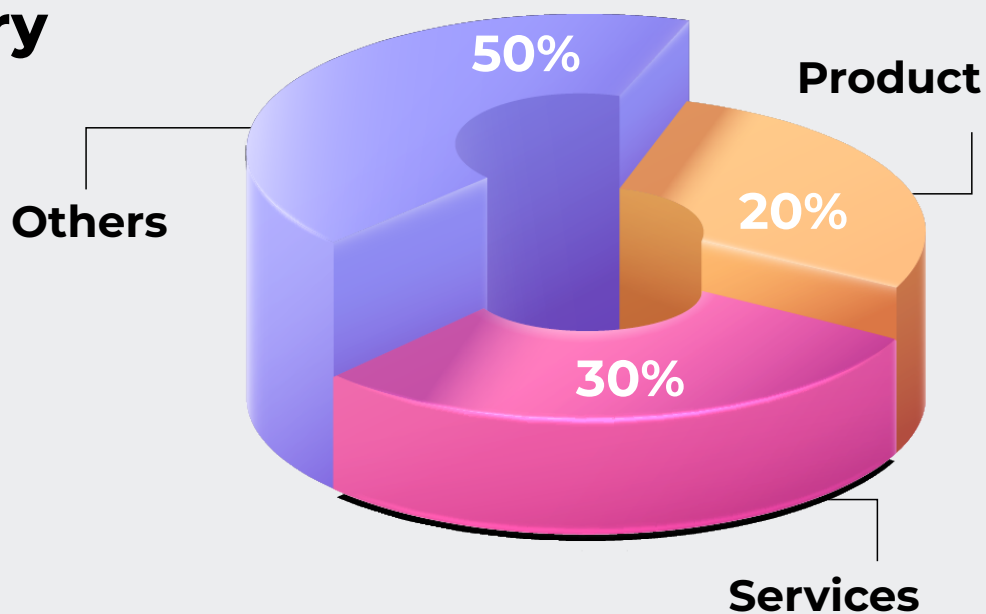

Our Students are at reputed Tech Companies



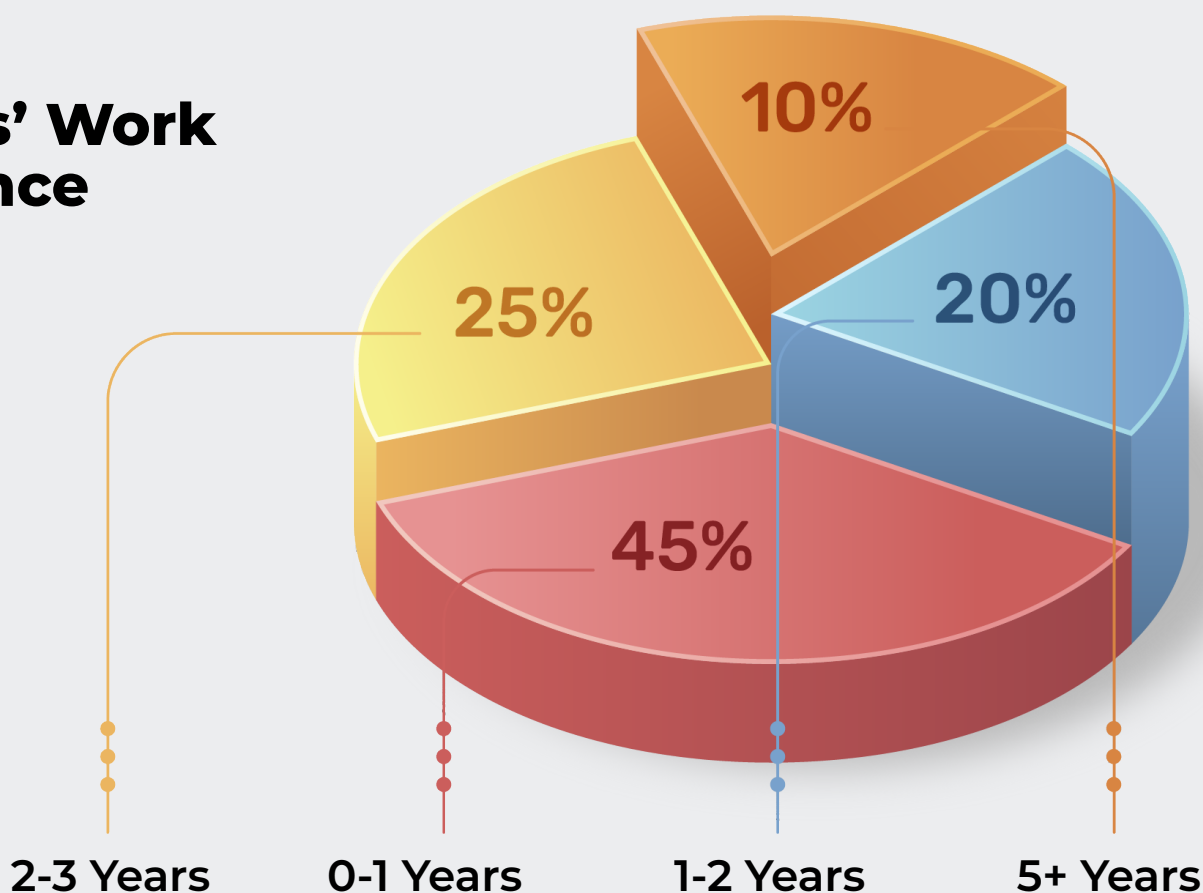
Success is around the corner!

Consider the potential earnings and opportunities that a career in MEAN STACK DEVELOPER can offer. With Web Development you'll be well-positioned to secure a job that provides you with a stable and potentially prosperous future.

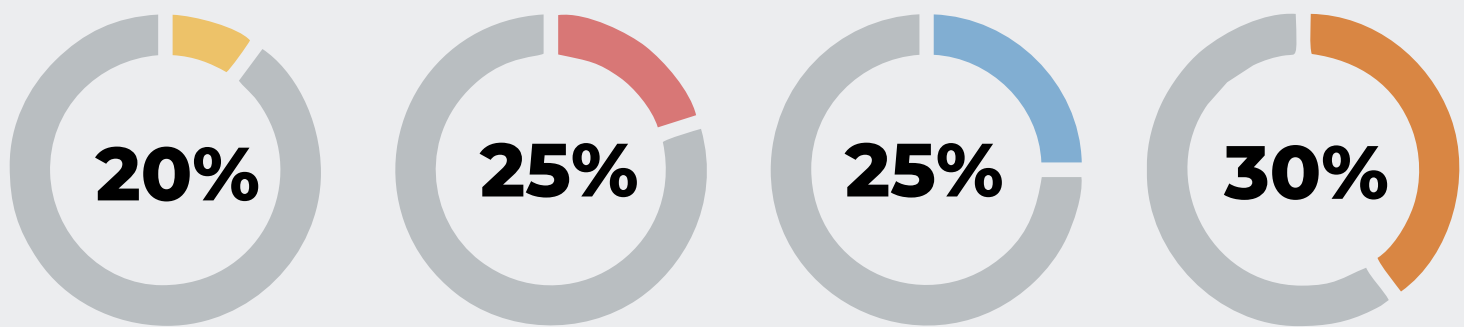
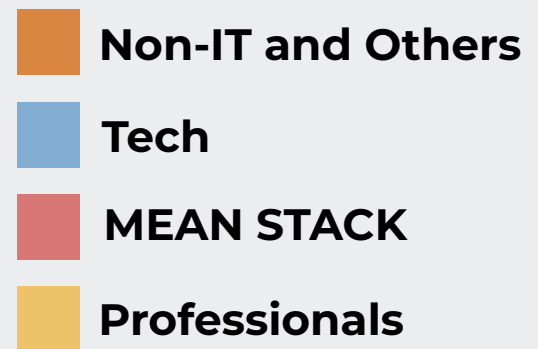
Learners' Industry Background



Learners' Work Experience



Learners' Expertise



Begin Your Journey Towards Better Future:

The global MEAN STACK Development vacancies will grow by 56% and generate 4 million new jobs by 2030.

So get ready to dive headfirst into the dynamic world of MEAN STACK Development by gaining all round experience at SevenMentor Institute.

Affordable Training without Compromise:

We understand that pursuing your dreams in MEAN STACK shouldn't be a financial burden. That's why we've made affordability a cornerstone of our MEAN STACK Course. We believe that quality education should be accessible to everyone, and we've structured our program to reflect this commitment. Our MEAN STACK Course takes you on an exciting journey but at a substantially low price.

How to become a great MEAN STACK ?

- Enroll at **SevenMentor Institute**
- Get hands-on training from **experienced teachers**
- Receive Industry-recognized **MEAN STACK Certification**
- Work for leading **MNCs** through our **on-campus interviews**

Success is Just a Call Away!

So if you are ready to code your way to success? Enroll now at SevenMentor and unlock your potential as a Mean Stack Developer. Our counsellors are a call away and they will be more than happy to talk with you. Anyday, Everyday, we are there for you!

Request For Call Back



020-7117 3035